


CENIBRIT

Cembrit Facade System




Coloured by the way you think





Extending your design palette

Colour, shading and texture are three of the most powerful visual tools in any architect or designer's palette. The sumptuous colours in an extensive range of Cembrit fibre-cement facade boards give you free rein to apply and exploit the visual opportunities on the facade of any building.



Cembrit
Facade System

Coloured by the way you think





Product navigation

To help you find the ideal product for your particular project or design, Cembrit facade boards feature an easy-to-use system that gives you – and your clients – full leeway for benefiting from the multiple advantages of these thin, lightweight fibre-cement boards.

The product ID system also makes it easy to distinguish between products with different characteristics.

There are thousands of possible combinations ... with lots of freedom to choose.

Navigating the world of Cembrit colour. The system is structured around the unique colour capabilities of Cembrit facade boards, structured around four specific variables.

0 Grey

1 Black

2 White

3 Red


5 Yellow

6 Green

7 Blue

**Cembrit
Facade System**

Coloured by the way you think



BASE COLOUR

The third number in the product ID describes the core colour – the colour that's visible on the edges, or if you make inserts or holes. Sometimes this is an elegant match for the front surface of the board. And sometimes it isn't ever seen, or any colour difference simply doesn't matter.

SHADES OF SUCCESS

The second number in the product ID describes the shade of the surface.

The lightest shade of a colour is defined by the number 0, while the deepest and most intense surface shade bears the number 9.

COLOUR GROUP

The first number in the product ID describes the colour group:

0 Grey	5 Yellow
1 Black	6 Green
2 White	7 Blue
3 Red	

Each colour group ranges from soft, delicate, light tones to intense, saturated, dark colours, graduated over 61 standard colours.

Cembrit standard colours are specially selected to suit European architectural styles and building traditions.


TYPE OF BOARD

The letter that the product ID starts with describes the distinctive feature of that particular type of board.

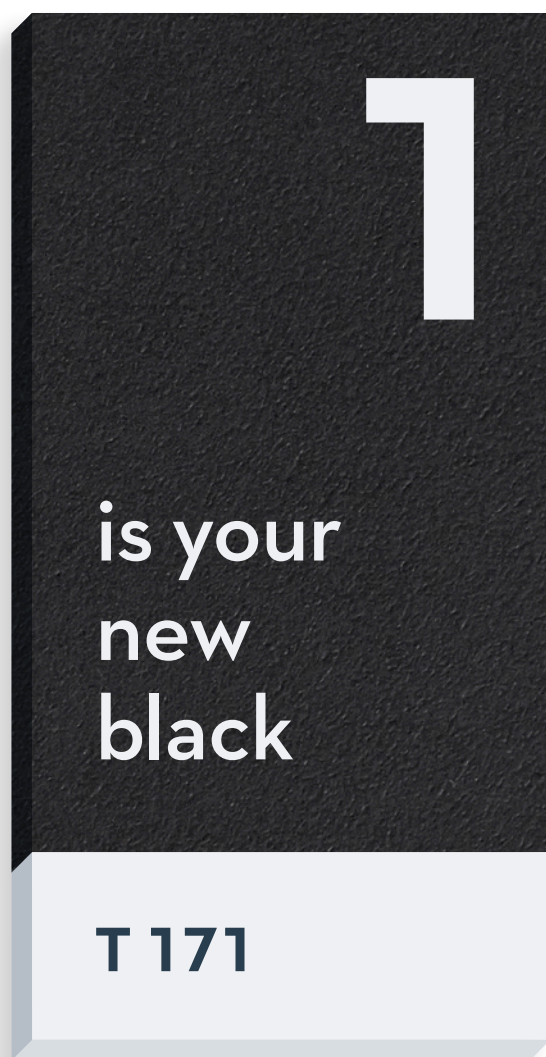
Patina (P)	Solid (S)
Cover (C)	Transparent (T)



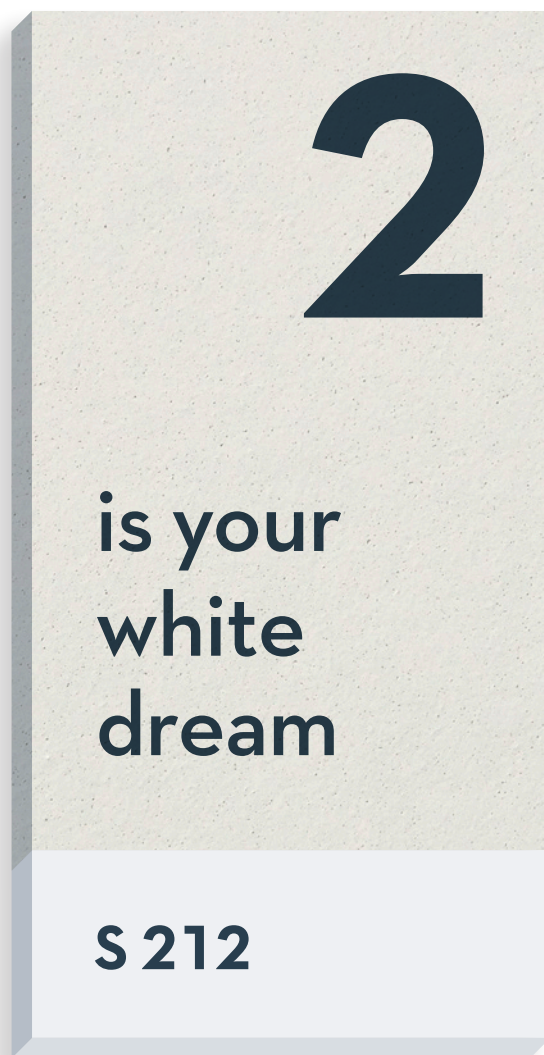








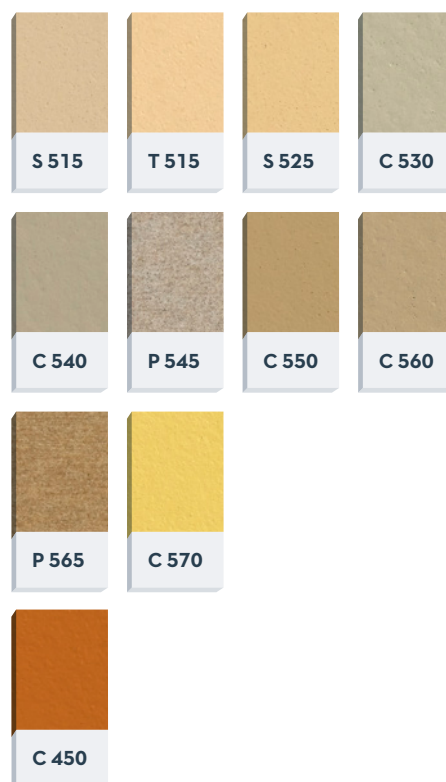
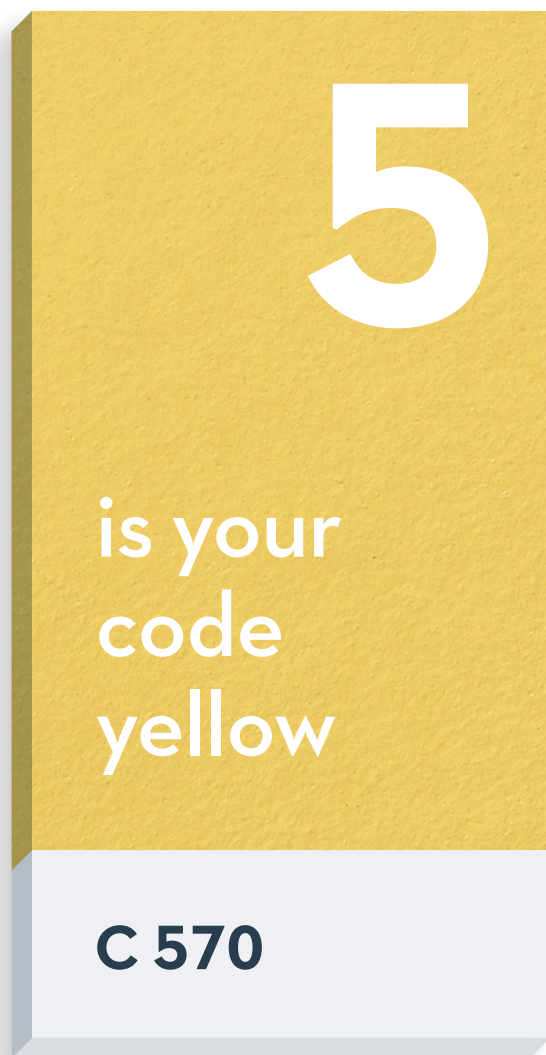








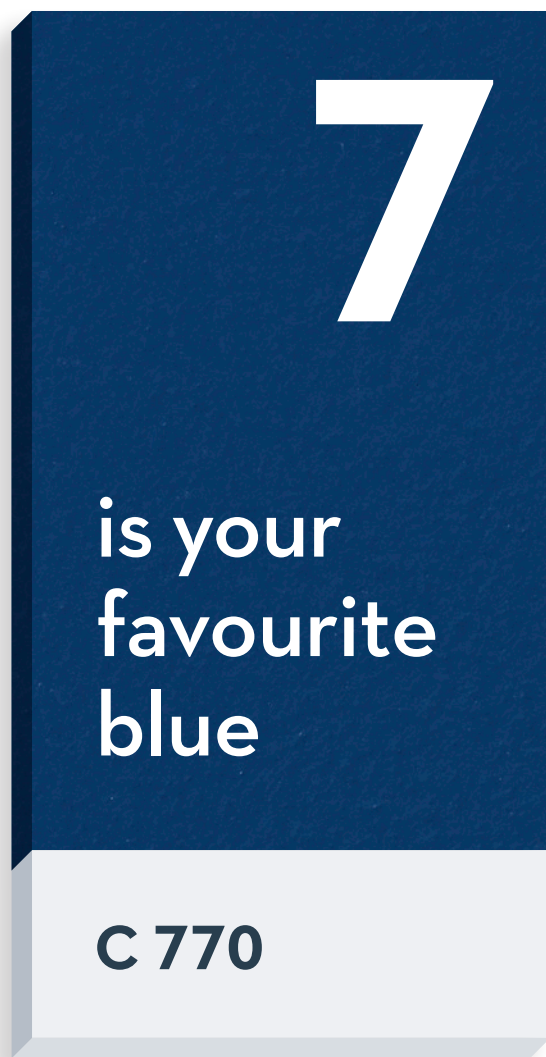


















Your choice. In addition to the range of colours and shades, Cembrit facade boards are available with four groups performance and distinctive characteristics.

Cembrit Cover




Cembrit Cover is the ideal solution if you prefer the strongest colours and bolder design statements. The natural grey fibre-cement core is completely covered by a layer of water-based acrylic paint, with 26 standard Cembrit colours and more than 2000 NCS® colours to choose from.

Cembrit Patina



Cembrit Patina has a natural, textured surface. You can see the fibre and natural characteristics of the raw materials, and you can see and feel the sanding lines on the surface. As the seasons change and the years pass, the natural ageing of the fibre cement leaves subtle traces on the surface, and the facade will gradually acquire a distinctive patina.

Cembrit Solid




The special thing about Cembrit Solid boards is that they're the same colour all the way through. Each of the core colours is matched with a full-coverage painted surface in vibrant yet resilient colours. This means if you choose Cembrit Solid boards to provide a façade with a particular colour, every board will feature that colour on every surface and edge, and with the same colour on the edges of any cut-outs or drilled holes.

Cembrit Transparent



Cembrit Transparent facade boards combine the textured nuances and natural characteristics of the base board with a long lasting performance of the transparent top coat. The colour added to the fibre cement reveals and highlights the fibres and other raw materials that provide its strength and character. The extremely durable transparent coating then protects the board and ensures a smooth surface with a long service life.







The cutting advantage

The edges of facade boards play a big role in the visual impact of the product, and the overall sense of quality. The edge-on impression can often be a key design feature, or decisive for the big-picture impression.

Cembrit manufacturing technology now includes advanced cutting equipment that we've adapted from its conventional use in modern furniture production, making it possible to combine board cutting with trimming and sanding the edges.

This gives a perfect, consistent finish that you can rely on to look attractive from all angles, with the big added benefits of greater durability. Another big advantage is that the bevelled edges help prevent damage to the paint during installation.

Cembrit is the only manufacturer of fibre-cement products with the technology to automatically seal the edge of boards while cutting.

Packaged-for-installation logistics

The speed and cost-effectiveness of installation can play a big role in project success and profit margins. It can take a long time and a lot of on-site manpower to sort through a delivery and find the exact board you need. That's why we can package the boards on pallets in the right order for you to move and install. We can even offer pre-cut boards that have the specific installation location printed on the protective foil!





Protective covering, easier installation

Once on site, facade boards often get handled roughly. They have to be transported, handled and moved manually and with mechanical lifting equipment. Not surprisingly, materials can get scratched and damaged.

To prevent all this, the fronts of Cembrit facade boards are covered with a thick self adhesive foil, which will protect the boards from scratches and other damage. In cases where cutting, drilling and handling of the boards is carried out just before installation, this protective foil usually does away with any need to clean the full facade after installation work is complete. This saves on both time and costs.



Building Better Days



MERGER

mimari



MERGER ISTANBUL

Louis Vuitton Orjin Building Bostan Str
15/5 34367 Nisantasi Istanbul, Turkey

Phn : +90 212 373 9454

Fax : +90 212 373 9650

E-mail : info@mer-ger.com

Web : www.mer-ger.com

MERGER GULF

Unit 101, Parcel 04,
La Croisette, The Pearl
Doha, Qatar

Phn : +974 6699 1944

Fax : +974 3360 9947

E-mail : doha@mer-ger.com

MERGER BENELUX

Global Building Partners

Magneet 12v, 1446 XD
Purmerend, The Netherlands

Phn : +31 299 764 340

Fax : +31 299 764 340

E-mail : benelux@mer-ger.com

MERGER CASABLANCA

Excel Trade SARL

26 Avenue Mers Sultan Apt 3
Estage 1 Casablanca, Morocco

Phn : +212 650013705

Fax : +212 522270585

E-mail : casablanca@mer-ger.com

